

# Movie Making

With Marth a Fitzgerald

Digital version! 2020

# WEEK 1



If you are interested hearing more about film history, this is a great introduction to the first colour films:

[https://www.youtube.com/watch?v=Mqaobr6w6\\_I](https://www.youtube.com/watch?v=Mqaobr6w6_I)



# WEEK 2

Sound

Costume

Lighting

Acting

Special Effects

Script

Editing

Cinematography

Aspect Ratio

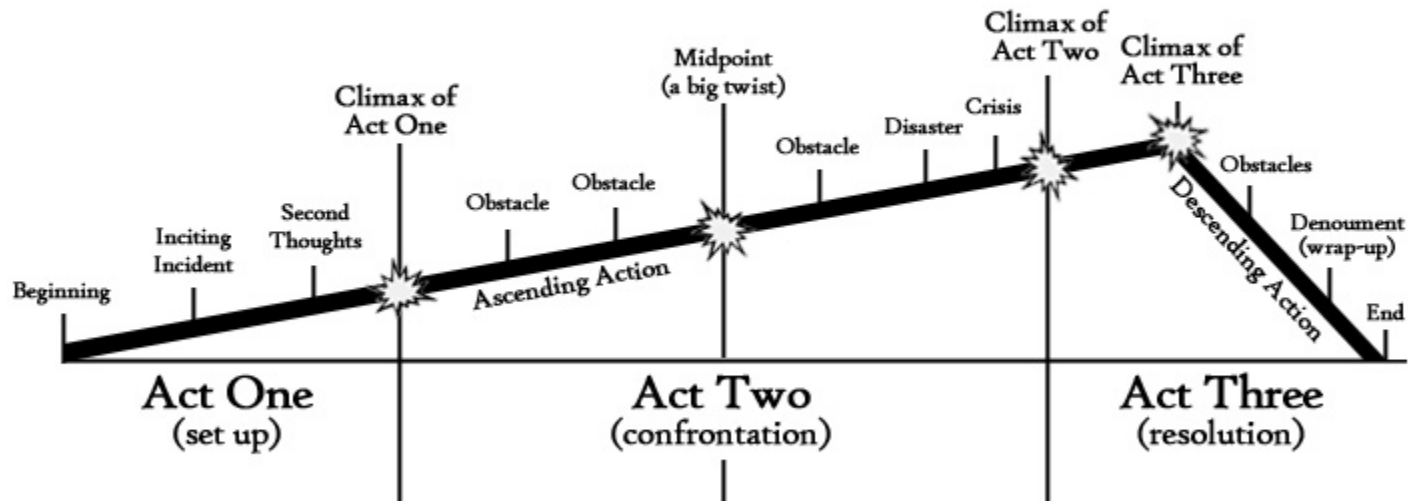
Titles

Colour Grading

Set Design

# WEEK 3

## Three-Act Structure





# Shorts at home

BALANCE

IMBALANCE

NEW BALANCE

← STEP 1

STEP 2 →

BALANCE

IMBALANCE

NEW BALANCE

HIDING PLACE



# USING INSHOT



**InShot - Video Editor & Video Maker**


InShot Inc.

Contains ads • In-app purchases


1. InShot is free to download from any App store. The icon and details are pictured above.

2. After you have downloaded it, Open it and click on the Video function.

CREATE NEW



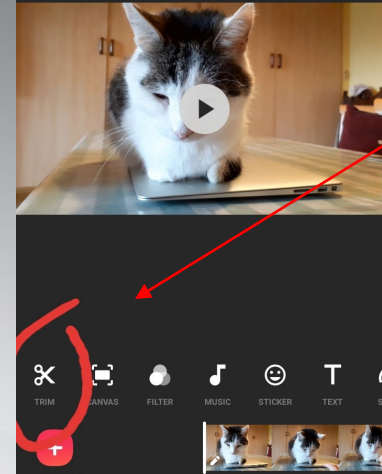
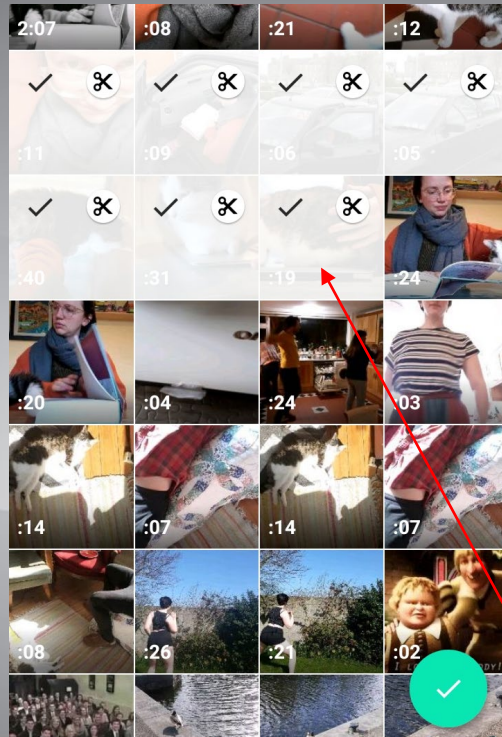
Video



Photo



Collage



3. Click on any photos and videos you want to use as part of your short film, then click on the green tick.

4. Once you have chosen your videos, everything you need to edit them can be found here.

The scissors will allow you to trim (shorten) them, the music note will allow you to add music, and the Filter button will allow you to choose the colour scheme.

If you want to change the order of one of the clips, you can double tap it and then drag it to wherever in the video you'd like it to be.

# My Example Video!

- <https://drive.google.com/open?id=1pOhDFbcMzIUJADb8KF4S9JhwgW0MpuU5>
- Any questions, email me at [martha.fitzgerald@ctyi.org](mailto:martha.fitzgerald@ctyi.org)
- Looking forward to hearing from you all!